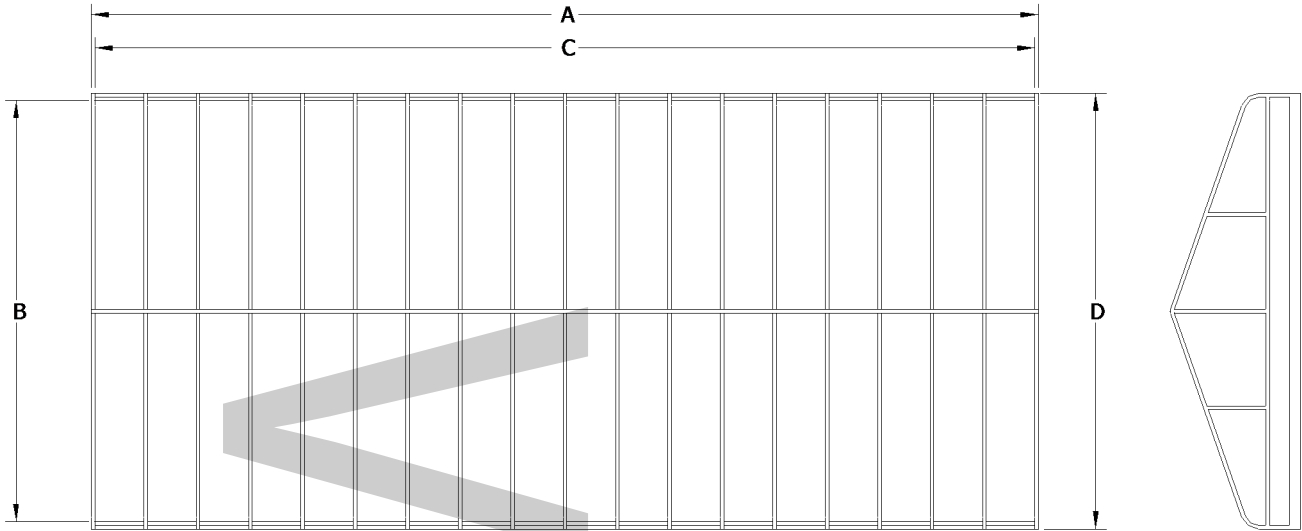


Call Steve: 712-448-0521



Pier Pleasure® Frame



**\*ALL MEASUREMENTS (±1")**

PART NO.	SIZE	OVERALL LENGTH "A"	INSIDE WIDTH "B"	SIDE RAIL LENGTH "C"	OUTSIDE WIDTH "D"
PP1400096	14' X 96"	14'	96"	13' 8"	100"
PP1600096	16' X 96"	16'	96"	15' 8"	100"
PP1800096	18' X 96"	18'	96"	17' 8"	100"
PP2000096	20' X 96"	20'	96"	19' 8"	100"
PP2200096	22' X 96"	22'	96"	21' 8"	100"
PP1800108	18' X 108"	18'	108"	17' 8"	112"
PP2000108	20' X 108"	20'	108"	19' 8"	112"
PP2200108	22' X 108"	22'	108"	21' 8"	112"
PP2400108	24' X 108"	24'	108"	23' 8"	112"
PP2600108	26' X 108"	26'	108"	25' 8"	112"
PP1200114	12' X 114"	12'	114"	11' 8"	118"
PP1400114	14' X 114"	14'	114"	13' 8"	118"
PP2200114	22' X 114"	22'	114"	21' 8"	118"
PP2400114	24' X 114"	24'	114"	23' 8"	118"
PP2600114	26' X 114"	26'	114"	25' 8"	118"
PP2800114	28' X 114"	28'	114"	27' 8"	118"
PP3000114	30' X 114"	30'	114"	29' 8"	118"
PP2400120	24' X 120"	24'	120"	23' 8"	124"
PP2600120	26' X 120"	26'	120"	25' 8"	124"
PP2800120	28' X 120"	28'	120"	27' 8"	124"
PP3000120	30' X 120"	30'	120"	29' 8"	124"
PP3200120	32' X 120"	32'	120"	31' 8"	124"
PP3400120	34' X 120"	34'	120"	33' 8"	124"

**ATTACHMENT**

Continuous bungee is strung through d-rings and hooked to aluminum flat bar via s-hooks.

STANDARD VALANCE: 12" VALANCE

**OUTSIDE DIMENSIONS**

- A \_\_\_\_\_ OVERALL LENGTH OF FRAME
- B \_\_\_\_\_ INSIDE WIDTH OF FRAME
- C \_\_\_\_\_ LENGTH OF SIDE RAILS (W/O ENDS)
- D \_\_\_\_\_ OUTSIDE WIDTH OF FRAME

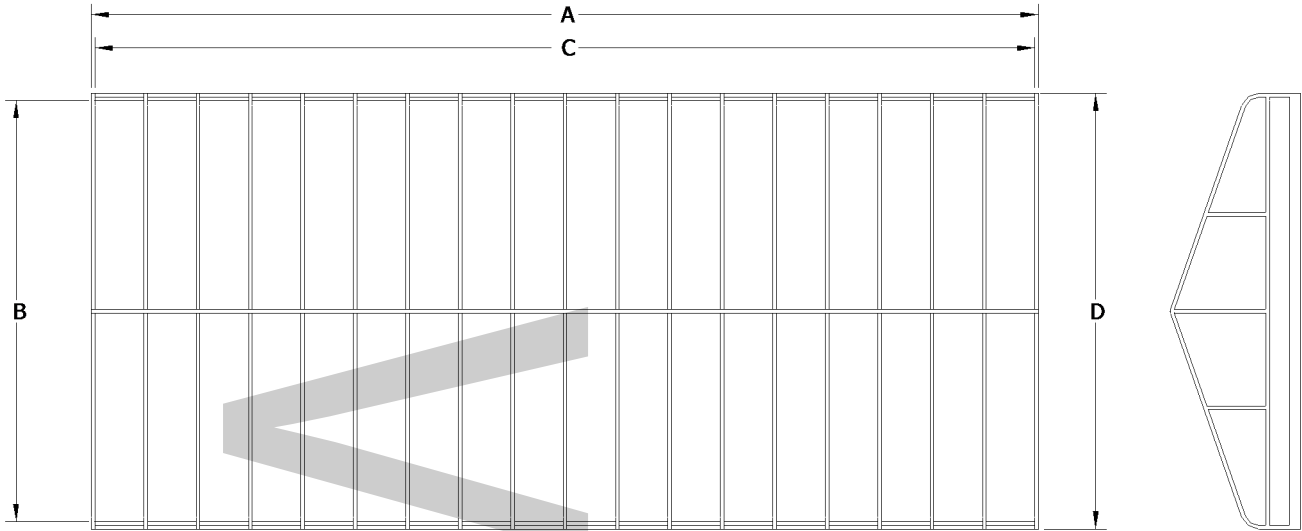
**CONTACT INFORMATION**

Name \_\_\_\_\_  
 Address \_\_\_\_\_  
 City \_\_\_\_\_ State \_\_\_\_\_ Zip \_\_\_\_\_  
 Phone \_\_\_\_\_ Fax \_\_\_\_\_  
 Boat Lift Brand \_\_\_\_\_

**NOTES**

\_\_\_\_\_  
 \_\_\_\_\_  
 \_\_\_\_\_  
 \_\_\_\_\_  
 \_\_\_\_\_

**\*\*If dimensions don't match above, fill out detail on next page**



**\*ALL MEASUREMENTS (±1")**

**ATTACHMENT**

Continuous bungee is strung through d-rings and hooked to aluminum flat bar via s-hooks.

STANDARD VALANCE: 12" VALANCE

**OUTSIDE DIMENSIONS**

- A \_\_\_\_\_ OVERALL LENGTH OF FRAME
- B \_\_\_\_\_ INSIDE WIDTH OF FRAME
- C \_\_\_\_\_ LENGTH OF SIDE RAILS (W/O ENDS)
- D \_\_\_\_\_ OUTSIDE WIDTH OF FRAME

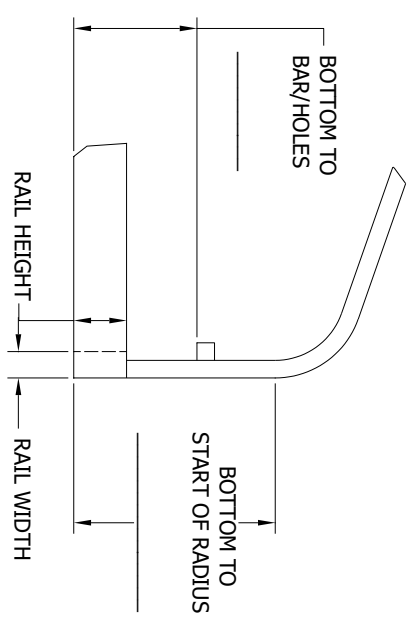
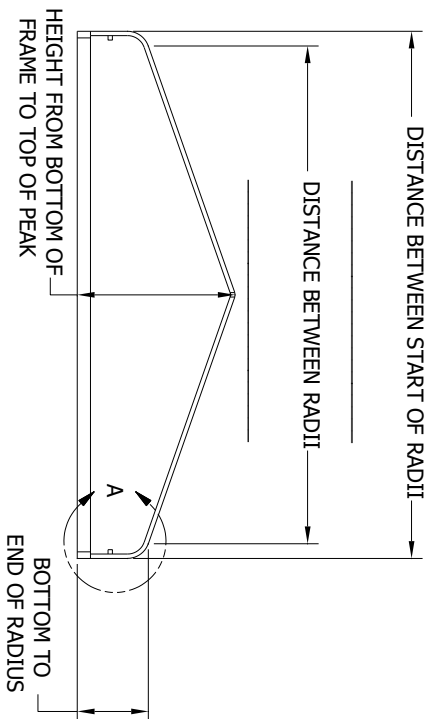
**CONTACT INFORMATION**

Name \_\_\_\_\_  
 Address \_\_\_\_\_  
 City \_\_\_\_\_ State \_\_\_\_\_ Zip \_\_\_\_\_  
 Phone \_\_\_\_\_ Fax \_\_\_\_\_  
 Boat Lift Brand \_\_\_\_\_

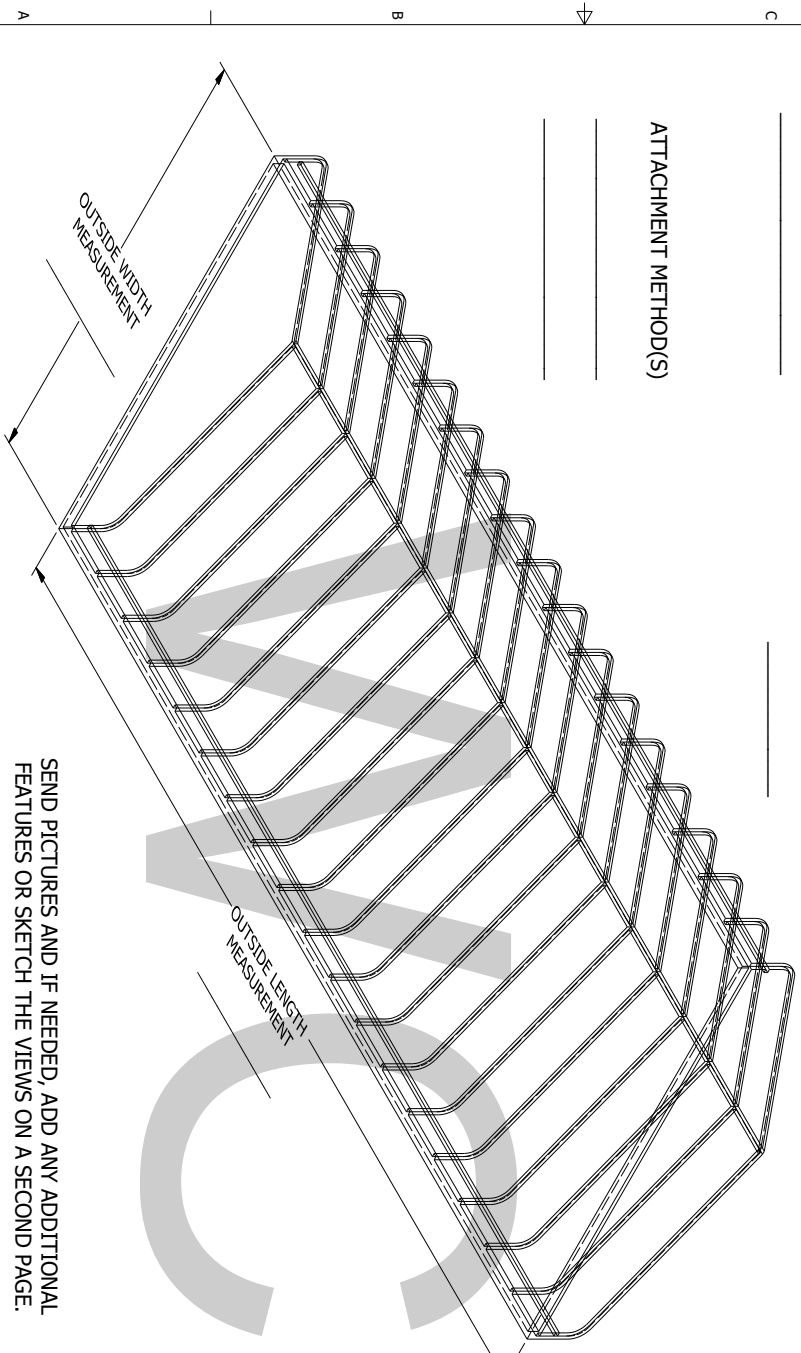
**NOTES**

\_\_\_\_\_  
 \_\_\_\_\_  
 \_\_\_\_\_  
 \_\_\_\_\_  
 \_\_\_\_\_

**\*\*If dimensions don't match above, fill out detail sheet on next page\*\***

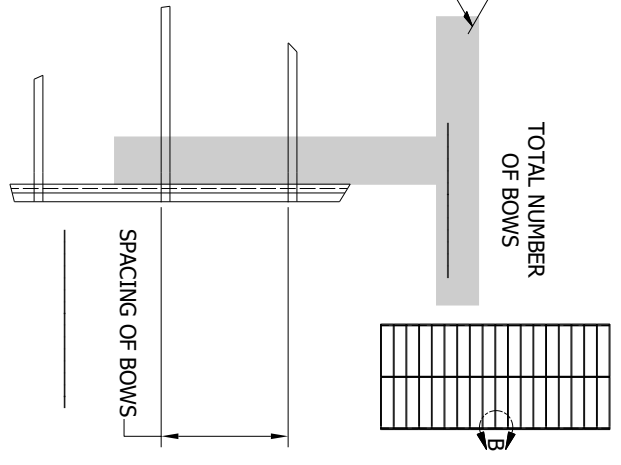


ATTACHMENT METHOD(S)



SEND PICTURES AND IF NEEDED, ADD ANY ADDITIONAL FEATURES OR SKETCH THE VIEWS ON A SECOND PAGE.

DETAIL B



REV		ECN	DATE	REVISIONS	DESCRIPTION	ISSUER
A	EC-00469		10/4/2016	RELEASE		RML

TOLERANCES - UNLESS NOTED  
DECIMAL #  
FRACTION #  
ANGLE #



NOTICE

TITLE:		SCALE:		SHEET:		PART NO.:		SIZE:
DRAWN:	DATE:	SCALE:	SHEET:	PART NO.:	SIZE:			
END:	10/4/2016		1	F-133	C			
ENG:	10/10/2016		1					
CWG								