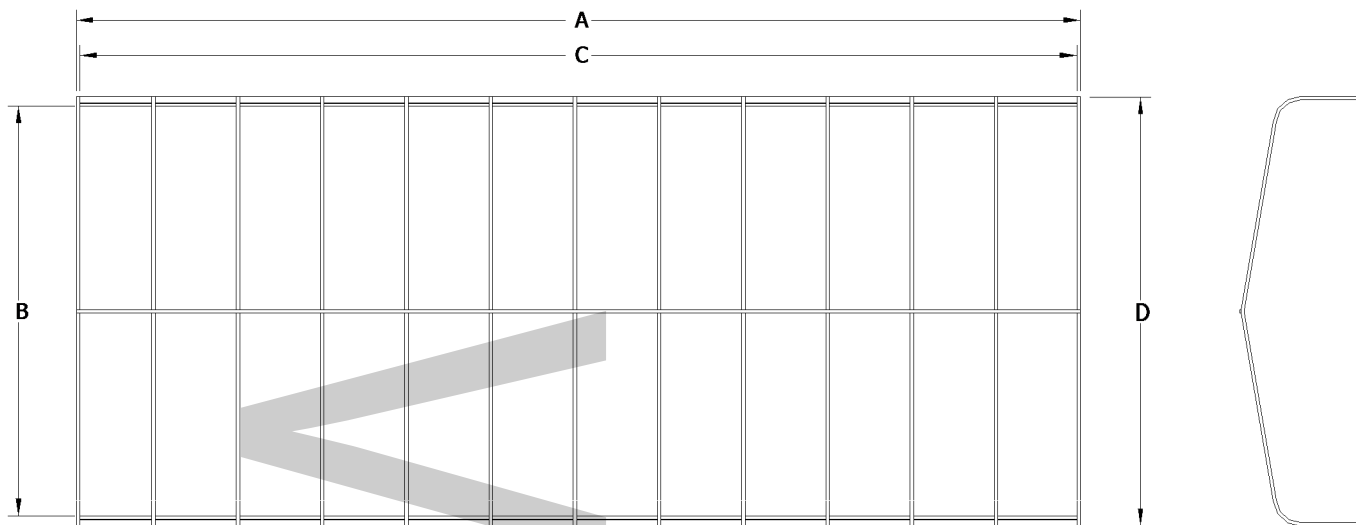


Call Steve: 712-448-0521



Dock Rite® USA Frame



***ALL MEASUREMENTS (±1")**

PART NO.	SIZE	OVERALL LENGTH "A"	INSIDE WIDTH "B"	SIDE RAIL LENGTH "C"	OUTSIDE WIDTH "D"
DR1200064	12' X 64"	12'	64"	11' 10"	69"
DR1200075	12' X 75"	12'	75"	12'	80"
DR1900084	19' X 84"	19'	84"	19'	89"
DR2100096	21' X 96"	21'	96"	20' 10"	101"
DR2200114	22' X 114"	22'	114"	21' 10"	119"
DR2300114	23' X 114"	23'	114"	22' 10"	119"
DR2400114	24' X 114"	24'	114"	23' 10"	119"
DR2600114	26' X 114"	26'	114"	25' 10"	119"
DR2200120	22' X 120"	22'	120"	21' 10"	125"
DR2300120	23' X 120"	23'	120"	22' 10"	125"
DR2400120	24' X 120"	24'	120"	23' 10"	125"
DR2600120	26' X 120"	26'	120"	25' 10"	125"
DR2800120	28' X 120"	28'	120"	27' 10"	125"
DR3000120	30' X 120"	30'	120"	29' 10"	125"

ATTACHMENT

Hook bungees wrap around each bow on the sides

STANDARD VALANCE: 12" VALANCE

OUTSIDE DIMENSIONS

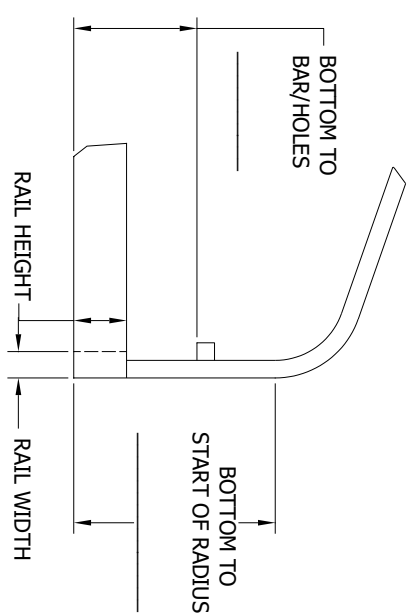
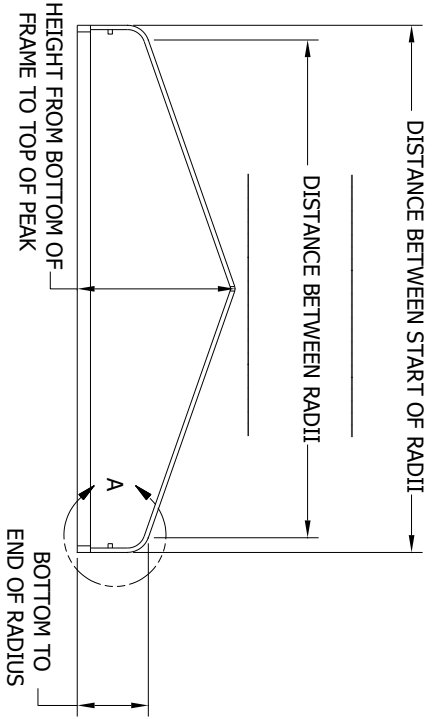
- A _____ OVERALL LENGTH OF FRAME
- B _____ INSIDE WIDTH OF FRAME
- C _____ LENGTH OF SIDE RAILS (W/O ENDS)
- D _____ OUTSIDE WIDTH OF FRAME

CONTACT INFORMATION

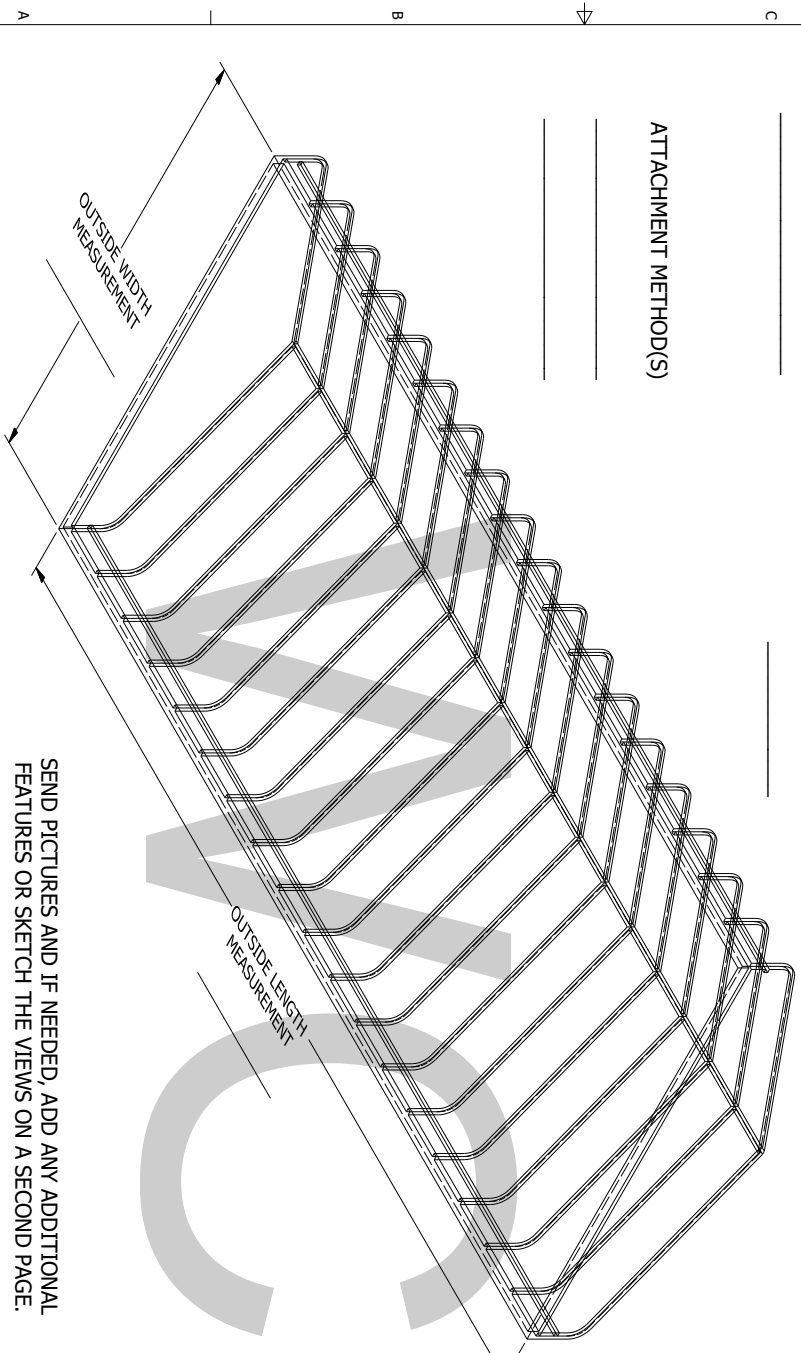
Name _____
 Address _____
 City _____ State _____ Zip _____
 Phone _____ Fax _____
 Boat Lift Brand _____

****If dimensions don't match above, fill out detail on next page**

NOTES



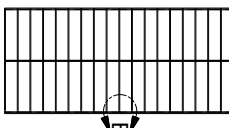
ATTACHMENT METHOD(S)



SEND PICTURES AND IF NEEDED, ADD ANY ADDITIONAL FEATURES OR SKETCH THE VIEWS ON A SECOND PAGE.

REV		ECN	DATE	REVISIONS	DESCRIPTION	ISSUER
A	EC-00469	10/4/2016	RELEASE		RML	

TOTAL NUMBER OF BOWS



DETAIL A

DETAIL B

SPACING OF BOWS



TOLERANCES - UNLESS NOTED

DECIMAL #

FRACTION #

ANGLE #

NOTICE

DATE: 10/4/2016

SCALE: 1/1

SHEET: 1

PART NO.: F-133

SIZE: C

DRN: CWS

END: CWS

DATE: 10/10/2016

SCALE: 1/1

SHEET: 1

PART NO.: F-133

SIZE: C

TITLE: PEAKED FLUSHED END FRAME DETAIL SHEET