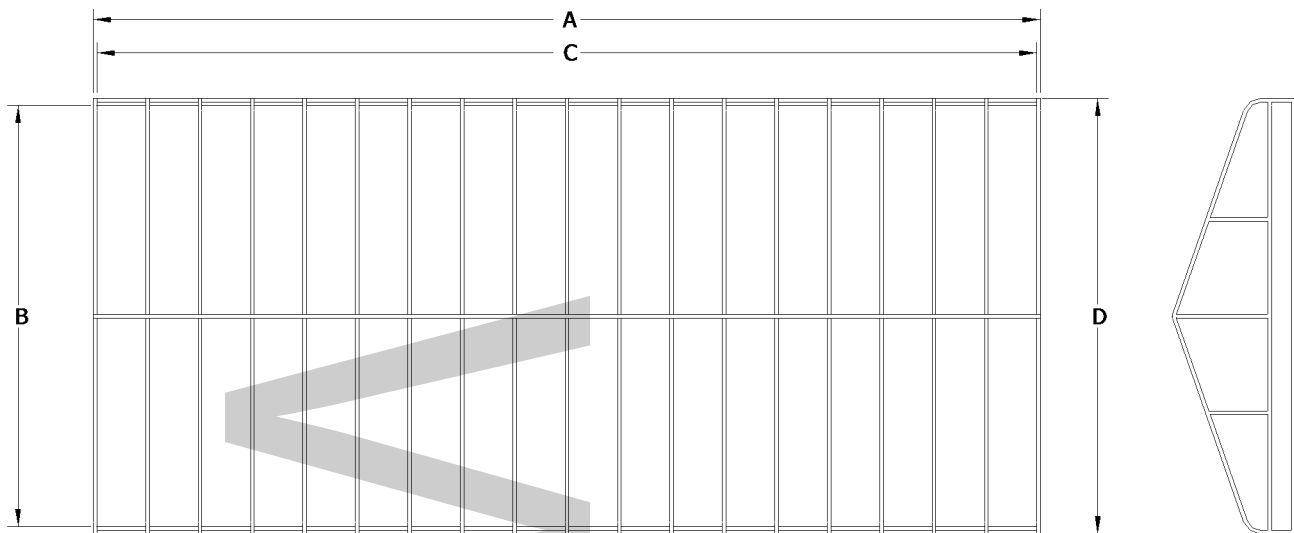


Call Steve: 712-448-0521



Captains Choice® Frame



***ALL MEASUREMENTS (±1")**

PART NO.	SIZE	OVERALL LENGTH "A"	INSIDE WIDTH "B"	SIDE RAIL LENGTH "C"	OUTSIDE WIDTH "D"
CC2000126	20' x 126"	20'	121"	19' 10"	126"
CC2200126	22' x 126"	22'	121"	21' 10"	126"
CC2400126	24' x 126"	24'	121"	23' 10"	126"
CC2600126	26' x 126"	26'	121"	25' 10"	126"
CC2800126	28' x 126"	28'	121"	27' 10"	126"
CC3000126	30' x 126"	30'	121"	29' 10"	126"
CC3200126	32' x 126"	32'	121"	31' 10"	126"
CC2400138	24' x 138"	24'	133"	23' 10"	138"
CC2600138	26' x 138"	26'	133"	25' 10"	138"
CC2800138	28' x 138"	28'	133"	27' 10"	138"
CC3000138	30' x 138"	30'	133"	29' 10"	138"
CC3200138	32' x 138"	32'	133"	31' 10"	138"
CC3400138	34' x 138"	34'	133"	33' 10"	138"
CC3600138	36' x 138"	36'	133"	35' 10"	138"

ATTACHMENT

Continuous bungee is strung through d-rings and hooked to aluminum flat bar via s-hooks.

STANDARD VALANCE: 12" VALANCE

OUTSIDE DIMENSIONS

- A _____ OVERALL LENGTH OF FRAME
- B _____ INSIDE WIDTH OF FRAME
- C _____ LENGTH OF SIDE RAILS (W/O ENDS)
- D _____ OUTSIDE WIDTH OF FRAME

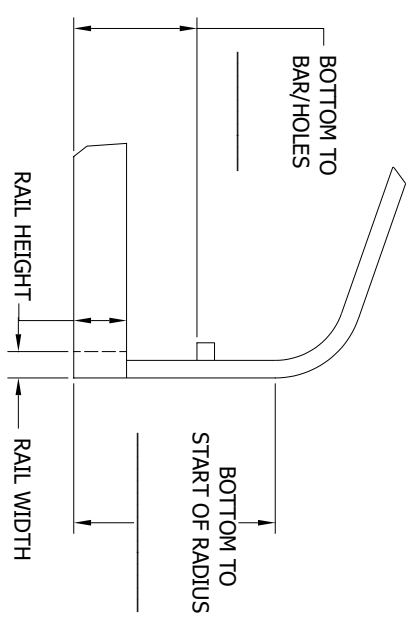
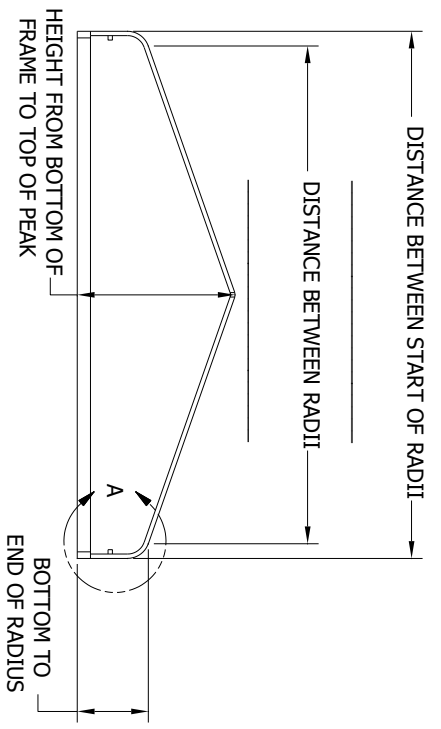
CONTACT INFORMATION

Name _____
 Address _____
 City _____ State _____ Zip _____
 Phone _____ Fax _____
 Boat Lift Brand _____

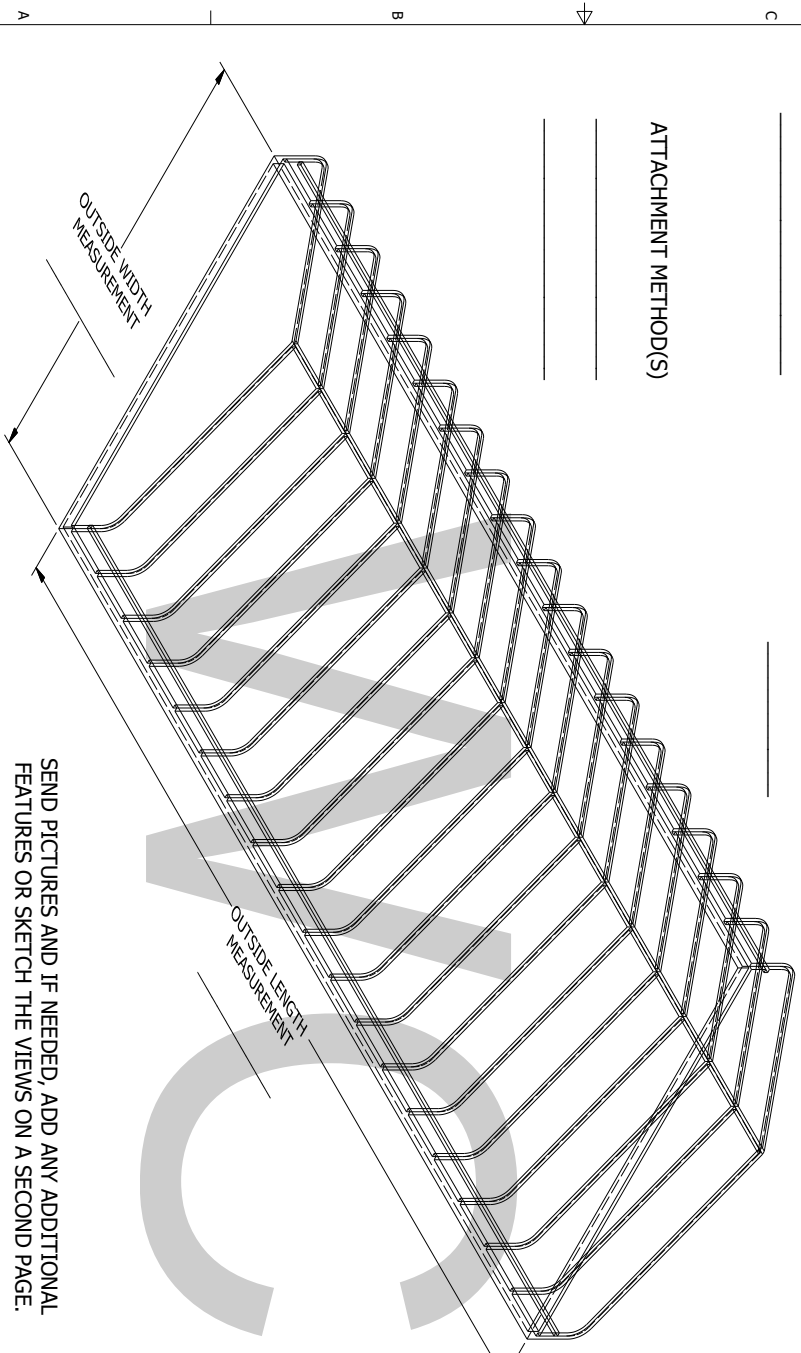
****If dimensions don't match above, fill out detail on next page**

NOTES

REVISIONS				ISSUER
REV	ECN	DATE	DESCRIPTION	RML
A	EC-00469	10/4/2016	RELEASE	

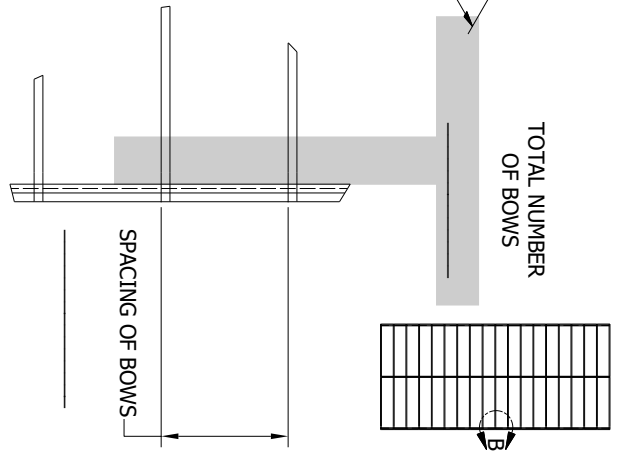


ATTACHMENT METHOD(S)



SEND PICTURES AND IF NEEDED, ADD ANY ADDITIONAL FEATURES OR SKETCH THE VIEWS ON A SECOND PAGE.

DETAIL B



DETAIL A

TOLERANCES - UNLESS NOTED

DECIMAL #

FRACTION #

ANGLE #



TITLE:				SCALE		SHEET		PART NO.		SIZE
PEAKED FLUSHED END FRAME DETAIL SHEET						1		F-133		C
DRAWN:	DATE:	SCALE:	SHEET:	PART NO.:	SIZE:					
END:	10/4/2016		1	F-133	C					
CHKG:	10/10/2016		1							

NOTICE