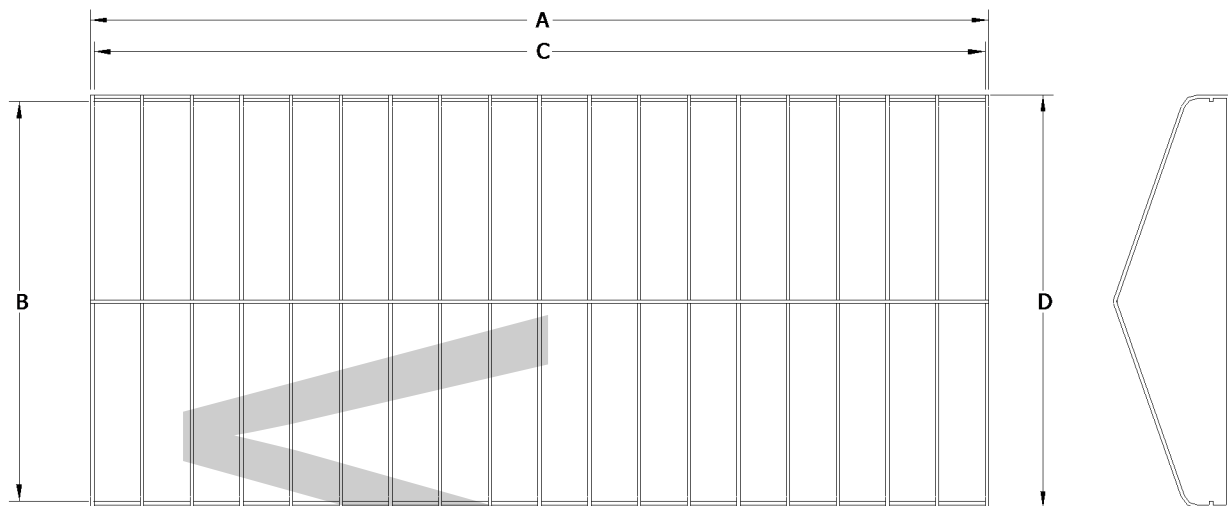


Call Steve: 712-448-0521



Beach King® Frame



***ALL MEASUREMENTS (±1")**

PART NO.	SIZE	OVERALL LENGTH "A"	INSIDE WIDTH "B"	SIDE RAIL LENGTH "C"	OUTSIDE WIDTH "D"
BK1300060	13' X 60"	13'	60"	12' 10"	64"
BK1300072	13' X 72"	13'	72"	12' 10"	76"
BK1900084	19' X 84"	19'	84"	18' 10"	88"
BK1900096	19' X 96"	19'	96"	18' 10"	100"
BK2100096	21' X 96"	21'	96"	20' 10"	100"
BK1900114	19' X 114"	19'	114"	18' 10"	118"
BK2100114	21' X 114"	21'	114"	20' 10"	118"
BK2300114	23' X 114"	23'	114"	22' 10"	118"
BK2400114	24' X 114"	24'	114"	23' 10"	118"
BK2600114	26' X 114"	26'	114"	25' 10"	118"
BK2900114	29' X 114"	29'	114"	28' 10"	118"
BK1300120	13' X 120"	13'	120"	12' 10"	128"
BK2300120	23' X 120"	23'	120"	22' 10"	128"
BK2400120	24' X 120"	24'	120"	23' 10"	128"
BK2600120	26' X 120"	26'	120"	25' 10"	128"
BK2900120	29' X 120"	29'	120"	28' 10"	128"
BK3200120	32' X 120"	32'	120"	31' 10"	128"
BK2900144	29' X 144"	29'	140"	28' 10"	144"

ATTACHMENT

The male buckle wraps around the bottom of the canopy frame while the female buckle wraps around the top of the canopy frame.

OUTSIDE DIMENSIONS

- A _____ OVERALL LENGTH OF FRAME
- B _____ INSIDE WIDTH OF FRAME
- C _____ LENGTH OF SIDE RAILS (W/O ENDS)
- D _____ OUTSIDE WIDTH OF FRAME

STANDARD VALANCE: 6" DROP

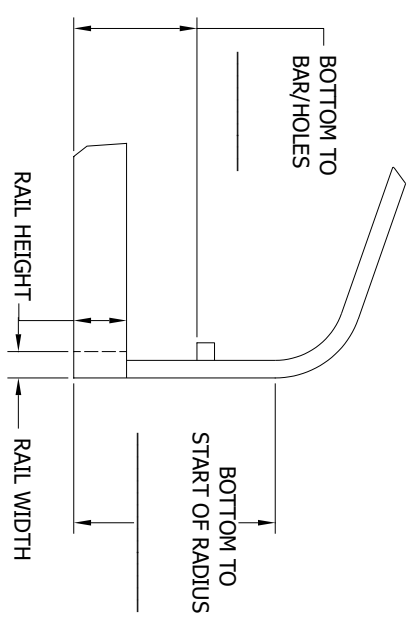
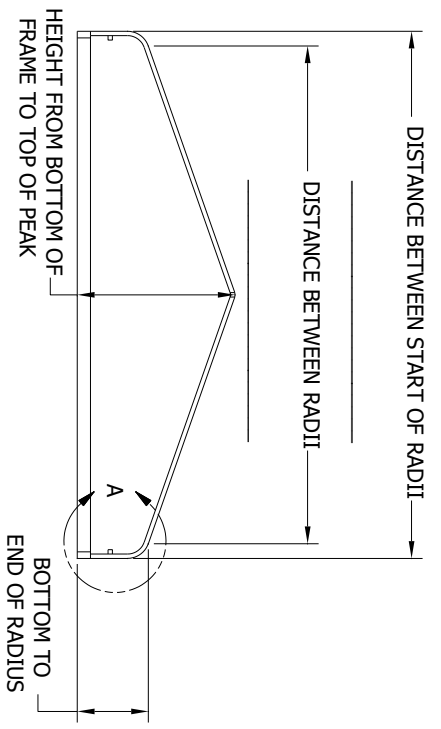
CONTACT INFORMATION

Name _____
 Address _____
 City _____ State _____ Zip _____
 Phone _____ Fax _____
 Boat Lift Brand _____

****If dimensions don't match above, fill out detail on next page**

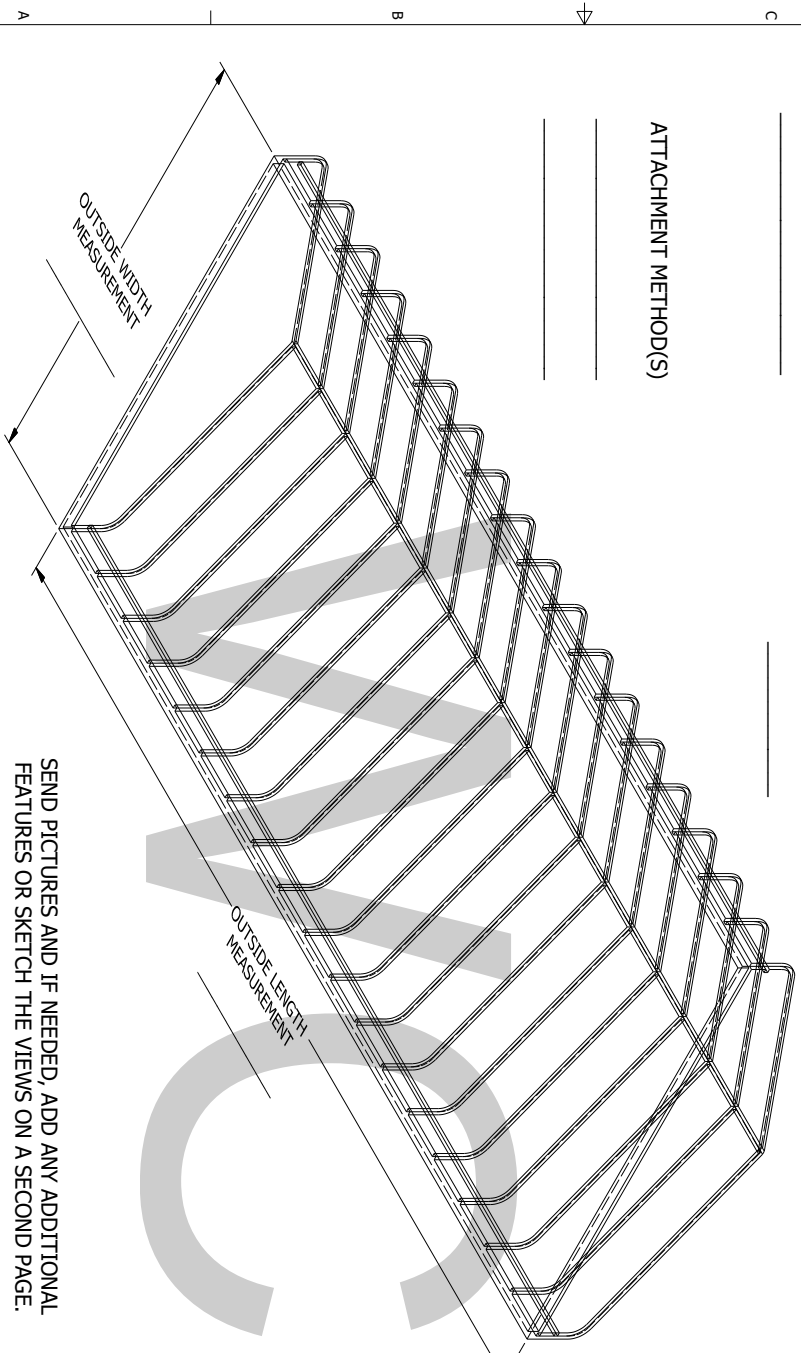
NOTES

REVISIONS			ISSUER
REV	ECN	DATE	DESCRIPTION
A	EC-00469	10/4/2016	RELEASE
			RML

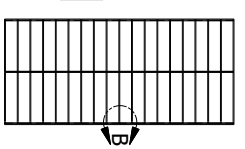


ATTACHMENT METHOD(S)

DETAIL A



TOTAL NUMBER OF BOWS



SEND PICTURES AND IF NEEDED, ADD ANY ADDITIONAL FEATURES OR SKETCH THE VIEWS ON A SECOND PAGE.

DETAIL B

SPACING OF BOWS

TOLERANCES - UNLESS NOTED		TITLE:		SIZE:	
DECIMAL #	FRACTION #	PEAKED FLUSHED END FRAME DETAIL SHEET		C	
ANGLE #		DRAWN:	DATE:	SHEET:	PART NO.:
		END:	10/4/2016	1	F-133
NOTICE		ENG:	10/10/2016	1	
		CWG			

